

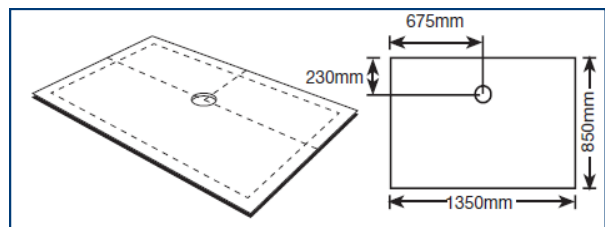
# Easifloor Technical Data Sheet

Easifloor by Easibathe is a level access shower slab, which provides the ultimate solution in unrestricted level access showering. Designed to create wet floor areas and wet rooms, the Easifloor range is ideal for use in both domestic and commercial properties providing a modern and stylish finish to any bathroom.

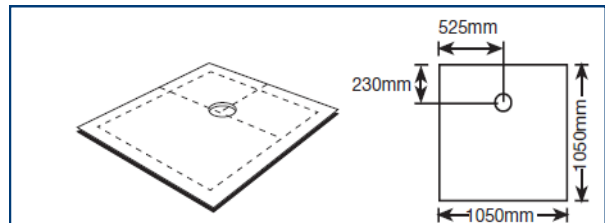


Code	EFR1	EFR2	EFR3
Dimensions (mm)	850X1350	1050X1050	850X1550
Depth (mm)	22	22	22
Net weight (kg)	17.8	18	19

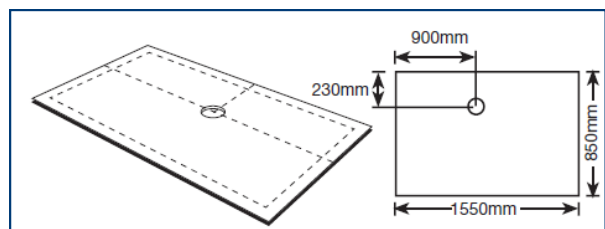
## EFR1



## EFR2



## EFR3



- Suitable on timber, concrete & floating floors
- Offset waste position to avoid joists/pipework
- Can be used in conjunction with waste pump\*
- Manufactured from compressed GRP
- Trimmable edge up to 50mm
- 40 stone / 254kg weight bearing limit
- Quick and easy to install
- Fully recyclable
- Extremely strong

\* When a pumped waste installation is required, please ensure that an Easifloor gully & shallow shower tray waste is used in conjunction with the Easifloor slab.

**Easibathe**<sup>®</sup>



Independence House, Federation Way, Lancaster Road, Dunston, Tyne & Wear, NE11 9JR

Freephone: 0800 321 7430, Tel: 0191 460 2777, Fax: 0191 460 2888

Email: [info@easibathe.com](mailto:info@easibathe.com) Web: [www.easibathe.com](http://www.easibathe.com)

Patent No: GB 2401341